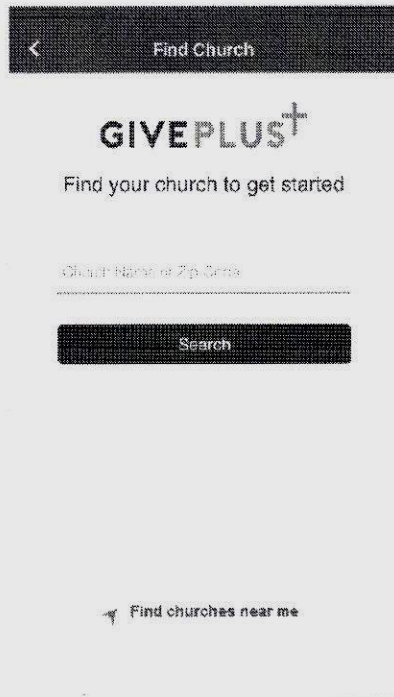


How to Use GivePlus Mobile

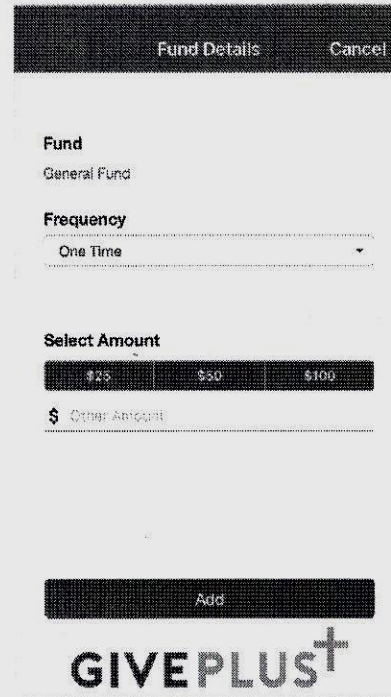
Go to the App Store or Google Play and search for "GivePlus" to download the app for free.

1. Search




Enter your church's name or ZIP code and click **Search**. Select your church and click **Give Now**.

2. Select



Select a fund, enter your donation amount and click **Add**.

3. Scan



Scan or enter your credit/debit card or bank account information.

4. Submit



Review and click **Complete Donation**.

VANCO

